

# Phosphatesmo MI

## Test strip for the determination of alkaline phosphatase in milk

Phosphatesmo MI is a valuable auxiliary for a quick check of correct pasteurization of milk.

### Pack content:

1 aluminum container with 50 test strips

### General indications:

Remove only as many test strips as are required. Close the container immediately after removing a strip. Do not touch the test field.

### Instructions for use:

1. Dip test strip briefly into the milk.
2. Shake of excess liquid.
3. In order to prevent the test pad of the test strip from drying out, place the test strip in the enclosed PE bag. Use a new bag for each test to avoid cross-over contamination.
4. Incubate the test strip at 36 °C for 1 h.

### Interpretation:

In the presence of alkaline phosphatase the test field turns yellow. The incubation can now be stopped. For control measurement use raw milk and heated milk. A yellow coloration indicates, that raw milk is present or the milk was not sufficiently heated. No coloration indicates that the pasteurization was correctly completed.

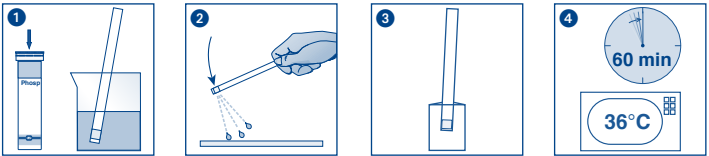
### Limit of sensitivity:










Limit of sensitivity: 0.5 % raw milk in pasteurized milk

### Storage:

Avoid exposing the test strips to direct sunlight and moisture. Store the container in a cool and dry place (**storage temperature: +2 ° to +8 °C**). If correctly stored, the test strips may be used until the use-by-date printed on the packaging.

**MACHEREY-NAGEL GmbH & Co. KG** · Neumann-Neander-Str. 6–8 · 52355 Düren · Germany  
Tel.: +49 24 21 969-0 · Fax: +49 24 21 969-199 · info@mn-net.com · [www.mn-net.com](http://www.mn-net.com)



	Haltbarkeitsdatum / Use by / A utiliser jusqu'à / Fecha de vencimiento / Houdbaarheidsdatum / Data di scadenza / Data ważności		Chargenbezeichnung / Lot number / Numéro de lot / Número de lote / Lotnummer / No del lotto / Oznaczenie szarży
	Artikelnummer / Catalog number / Référence / Art. nro. / Referentienummer / Código articulo / Numer artykułu		Packungsinhalt / Package content / Contenu de la boîte / Contenido del envase / Verpakkingsinhoud / Contenuto della confezione / Zawartość opakowania
	Packung geschlossen halten / Keep container closed / Refermer la boîte / Mantenga el envase cerrado / Verpakking gesloten houden / Conservare la confezione chiusa / Przechowywać pojemnik szczelnie zamknięty		Vor Feuchtigkeit schützen / Protect from humidity / Protéger de l'humidité / Protejase de la humedad / Beschermen tegen vocht / Proteggere dall'umidità / Chronić przed wilgocią
	Lagertemperatur / Storage temperature / Température de stockage / Temperatura de almacenaje / Bewaartemperatuur / Temperatura di magazzino / Temperatura przechowywania		Packungsbeilage lesen / Please read instructions / Lire les instructions, svp / Obsérvense las instrucciones de uso / Lees de bijsluiter / Leggere il foglio informativo / Należy przeczytać ulotkę informacyjną
	Sicherheitshinweise in der Packungsbeilage beachten / Observe the safety precautions in instructions / Respected les précautions de sécurité des instructions / Obsérvense las indicaciones de seguridad / Neem de veiligheidsrichtlijnen in de bijsluiter in acht / Seguire le avvertenze di sicurezza / Należy przestrzegać uwag zawartych w ulotce informacyjnej		