

Now with improved  
CryoCube® F570 series



# Pure. Ultracold.

The Eppendorf Ultra-Low Temperature Freezer Family



# »Design the freezer around the sample.«

After nearly 40 years, our freezer journey still continues. By combining the longevity and quality of our existing freezers with future-proven sample monitoring and management systems, we have designed an icon for -86 °C ultra-low temperature freezers in the 700 L class, the green CryoCube® F740 freezer series. But that is just the beginning of the journey.



## Concerned about your sample safety?

- > Temperature monitoring and data export for documentation\*
- > Controlled access to samples for higher security\*
- > Dedicated alarm and backup system for 24/7 sample safety

> See page 6 for more information


\* CryoCube F740 » series models.



## Suffering from energy bills?

- > High-efficiency insulation for low power consumption
- > Special gaskets on inner and outer doors to keep the cold inside
- > High-efficiency compressor systems provide excellent performance with minimized energy usage/carbon footprint

> See page 10 for more information



## Lost in samples?

- > Broad range of metal racks for flexible vessel usage
- > Storage boxes that fit standard vessel sizes
- > Sample management system to keep your inventory in order

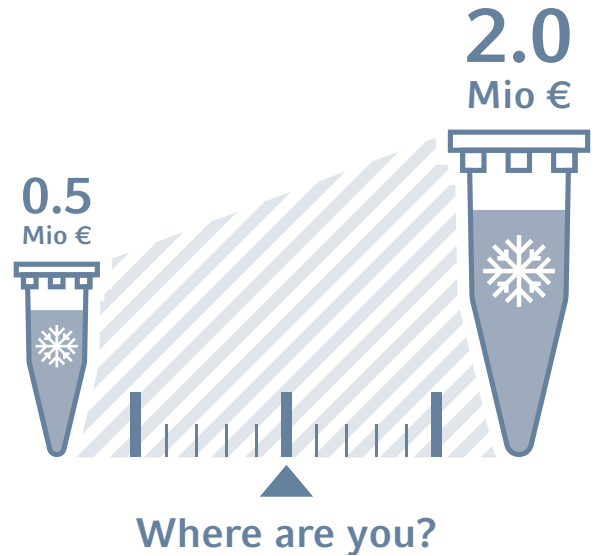
> See page 17 for more information

# How Much Effort Did You Spend on Your Sample?

Did you ever calculate the value within your freezer? All the hours, days, weeks, and months spent on your samples? More than 50,000 samples fit into large, standard ULTs. The value of every single sample differs – from simple buffers to high-value cell extracts, expensive enzymes, or very rare sample material. Assuming an average value of 10 € per vial, the total value already reaches 500,000 €.

When predominantly storing high-value samples which are a result of months of work – you reach a value in your freezer far beyond half a million €.


Your new ULT freezer is not limited to being a storage room for samples. This instrument is your assurance for long-term scientific success, it guards the results of your work.



# Life Science Revolves Around the Sample

Your processes and workflows require you to invest a lot of time and a lot of resources. So much of your success depends on the care and handling of your valuable samples.

After spending countless hours considering the many devices and steps utilized to create the sample, have you adequately considered where you will store it? Does your long-term storage solution match the value of your processes and samples?





**Remember the last time it happened?**

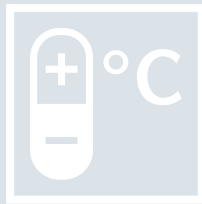
»...it was 2 a.m. when the guard called me: Sir, there is an alarm in your lab, you'd better come over...«

»...it's a nightmare, you enter the lab, the water is already dribbling down the freezer door, and you know – it's all gone...«

»...last summer our freezer failed, we lost 2 years of work and 650,000 €...«



After all this work, do you know where your samples are?



**Bioprocessing Workflow**

**Key & benefits:**  
 The workflow covers the entire bioprocess from cell cultivation to downstream processing. It includes the production of primary antibodies, monoclonal antibodies, and recombinant proteins. Eppendorf's wide product range ensures an ideal solution for the requirements of the biotech industry.

**Key & benefits:**  
 We combine suitable Eppendorf bioprocess products, proven culture methods to produce primary antibodies, monoclonal antibodies, and recombinant proteins. From screening for an antibody gene in a library to the production of monoclonal antibodies, Eppendorf's wide product range ensures an ideal solution for the requirements of the biotech industry.

**Stem Cells Workflow**

**Research and scale up:**  
 The wide range of Eppendorf stem cell culture products and cell lines offers the researcher an ideal solution for the production of stem cells. Eppendorf's wide product range ensures an ideal solution for the requirements of the biotech industry.

**Key & benefits:**  
 Eppendorf's wide product range ensures an ideal solution for the requirements of the biotech industry.

**Next Generation Sequencing**

**Eppendorf NGS workflow efficiency:**  
 The workflow is optimized for high-throughput NGS. Eppendorf's wide product range ensures an ideal solution for the requirements of the biotech industry.

**Key & benefits:**  
 Eppendorf's wide product range ensures an ideal solution for the requirements of the biotech industry.

**Molecular Biology Workflow**

**Key & benefits:**  
 Eppendorf's wide product range ensures an ideal solution for the requirements of the biotech industry.

**Cell Biology Workflow**

**Key & benefits:**  
 Eppendorf's wide product range ensures an ideal solution for the requirements of the biotech industry.



# Complete Control

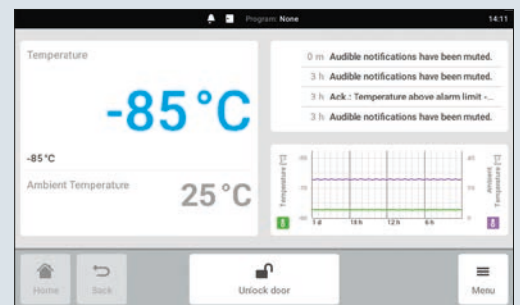
Worried about the safety of your high value samples within your ULT freezer? With the Eppendorf ULT monitoring concept available on CryoCube F740 "i" series models, you can check the freezer performance whenever you want. All temperature data and all events are stored in the freezer control unit.

## Focus on the Essentials\*

The handling experience is based on our PhysioCare Concept® combined with extensive user test sessions.

- > On-board data storage means you are not dependent on auxiliary and secondary devices to keep track of freezer data
- > Easily transfer your information to your computer or colleague using the export feature and front-mounted USB port
- > Quickly and easily adjust your setpoints with a single fingertip, even while wearing gloves
- > Conveniently see all your important settings and data on a single screen with customizable views
- > Event tracking for controlled environments
- > Electronic lock system tied to user management for controlled access and higher sample safety
- > Adaptable alarm settings for individual needs
- > VisioNize® touch enabled devices: "i" series models

\* CryoCube F740 "i" series models.



Quickly review your important parameters on the home screen\*



Easily review your freezer history on the temperature monitoring screen\*




# Proper Placement

The built-in temperature probe detects the actual temperature within the freezer. Comparing this measured value with the set value, the instrument decides if an up or down adjustment is needed.

The positioning of this probe is crucial for accurate freezer uniformity and optimized operation. Improper placement by the manufacturer can lead to inefficient cycling and a gap between your setpoint and the actual temperature inside the freezer.

Eppendorf positions the probe in the middle of the ULT chamber to receive an average value of the temperature distribution. This helps prevent inaccuracy and inefficiency; it grants peace of mind knowing your setpoint is being maintained accurately.

External temperature validation can be performed with VisioNize sense. Learn more about the VisioNize range of solutions at [www.eppendorf.com/VisioNize](http://www.eppendorf.com/VisioNize).



High-quality temperature probe placed in the middle of the chamber for increased accuracy and sample safety



# Trust in Confirmation

Technical parameters of new ULT freezers need to be validated. On-going checks during the development phase are performed inhouse, by standard. For the final test, we at Eppendorf believe in an independent, external counter-control.

- > External test house with highly trained engineers
- > 3 units of serial production level are sent over
- > Testing with defined and standardized conditions, e.g. specific room temperature, controlled humidity, validated & certificated testing instruments, and exact positioning of temperature probes
- > Documentation of all conditions and results
- > Test data are used for Eppendorf-published Performance Data Sheets







# The Future of Smart Storage



## Remember Your Last 2 a.m. Wake-up Call?

Smart Storage with CryoCube & VisioNize®

»There is an alarm in your lab, you'd better come over...«

Due to the 50,000 valuable samples in your freezer, you rushed to the lab. Finally, the temperature was still ok, false alarm, but you were done for the day.

Just imagine, you get an alarm notification from VisioNize by email about your freezer, and in the next step, you log into the system and check the temperature graph and the events of your freezer online – all from home. Then, you can decide if you have to go to the lab immediately, if you still have some hours, or if it is another false alarm.

Your valuable samples will be now on »cloud 9« due to easy access to temperature data and events on your freezer. Your freezer becomes a Smart Storage Solution with VisioNize keeping your valuable samples safe. VisioNize offers you the possibility to remotely monitor your freezer and gives you the opportunity to set customizable notifications to meet your needs.

**More peace of mind for You and Your Lab with VisioNize.**

Monitoring



Notifications



> [www.eppendorf.com/VisioNize](http://www.eppendorf.com/VisioNize)

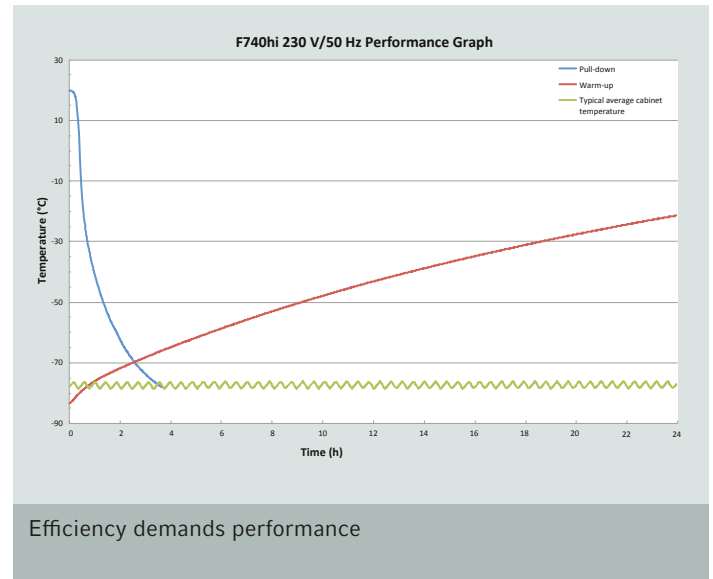
# What Do You Need for Safe Sample Storage?

## Pull-down time to -80 °C

After installation, as well as after de-frosting of the ULT freezer, the freezer needs to return to -80 °C as soon as possible. In general, a good ULT freezer needs just 4 to 5 hours to pull-down from room temperature to -80 °C, saving precious time and protecting your samples. Backup freezers are required to be ready in the shortest time possible. Based on the fast pull-down times of Eppendorf ULT freezers, backup freezers do not need to run all the time. They are ready within a short time frame. In addition, the samples within the broken unit are safe as the insulation quality supports a very slow warm-up.

## Warm-up time

In cases of power failure or device break-down, the freezer insulation and the door seals are your last lines of defense against losing your valuable samples. Eppendorf ULT freezers can maintain temperatures of -50 °C or colder within your freezer for at least 8 – 10 hours. Enough time to organize a new safe location for your samples. You do not need to hit your lab at 3 a.m..



## Sample integrity after door opening

How often do you open the ULT freezer door per day? For how long? It is best practice to always open and close the freezer as quickly as possible when storing new samples or attempting to locate a sample which is stored out of sight. However, this takes time.

The more time it takes, the more the temperature of both the cabinet and your frozen samples increases. The longer the door remains open, the longer it takes for the freezer to regain the set temperature. 30 to 60 seconds is a realistic time frame to add a new sample or remove a stored one. The Door open recovery time (DOR) is the time needed to be back at -80 °C.

## Door Open Recovery Time (Freezer set to -80 °C) to be back at -80 °C

	Door opening 15 seconds	Door opening 30 seconds	Door opening 60 seconds
<b>CryoCube F570h,</b> 230 V/ 50 Hz	14 min	19 min	27 min
<b>CryoCube F740hi,</b> 230 V/ 50 Hz	18 min	25 min	27 min

## Safety that exceeds expectations

Besides freezer monitoring and high performance, some background safety is mandatory:

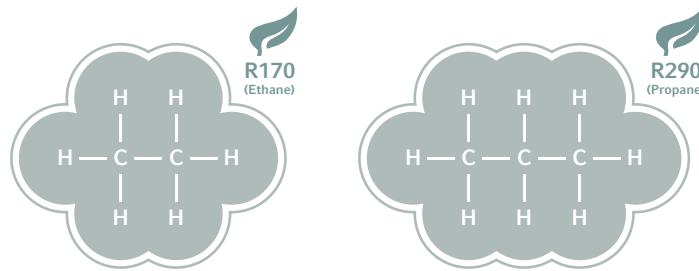
- > Secured power plug for performance safety
- > Key-lock for power switch & battery switch to avoid accidental power-off
- > Battery for alarms after power failure
- > CryoCube F740 series has a built-in voltage inverter for 100 V, 115 V, 208 V, and 230 V for high flexibility
- > Up to three different interfaces (Ethernet, RS485, BMS) for flexible connections



# Cool, Cooler, Green

The coolant or cooling liquid within a ULT freezer is used to reduce and to regulate the temperature. To reduce global warming, there is a clear tendency towards reducing classic cooling liquids as R508B and R404A.

The green or natural gases (e.g. R170, R290) are future-proof and have a very low Global Warming Potential (GWP). This is also supported by European Union Regulation (EU\_517/2014).



Green cooling liquids = HC gases = Natural gases = Future-Proof

## Hydrocarbon cooling by Eppendorf



### Remember 2008?

As one of the very first adopters of green gases at -86 °C, Eppendorf now has more than 10 years of experience in R&D, production, logistics, and service in the field.

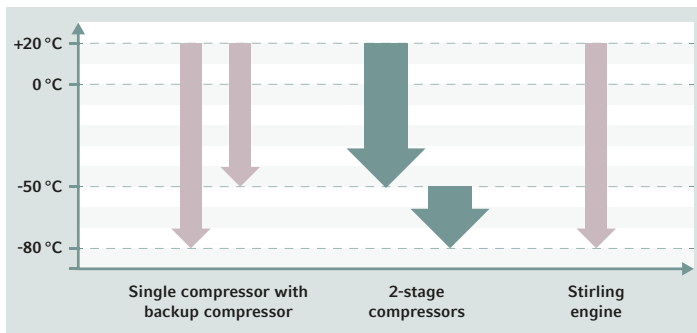
### Safety assessment for green gases:

Based on IEC 60335-2-89, there are no additional required safety instructions for using natural gases in ULT freezers as long as the cooling liquid loops are hermetically sealed and the amount per cooling liquid is limited to 150 g. All Eppendorf ULT freezers using green gases fulfill these conditions for safe usage.

### The core of cooling – the compressors

Like all major suppliers of ULT freezers, Eppendorf trusts in 2-stage compressor systems. Within this 2-stage or 2-loop systems, the system is cooled down to -45 °C in the first stage and then, during the second stage, cooled down from -45 °C to -86 °C. This enables smooth and reliable operation of the individual compressors as they work in a comfort zone.

When using just one compressor, or even a Stirling engine, to cool down from +20 °C room temperature to -86 °C, more than 100 °C must be spanned in a single step. The 2-stage system is a more durable approach, supported in Eppendorf ULTs by high-value compressors from a benchmark supplier.





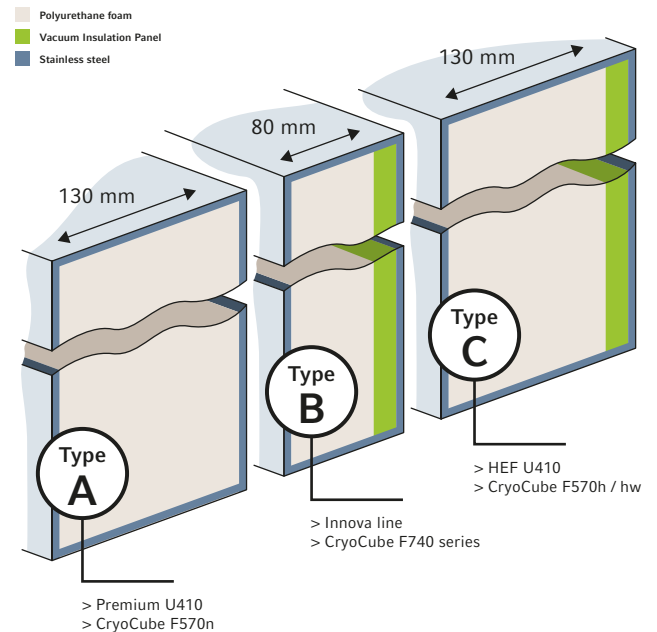
# Paying Your Own Power Bill?

Even environmentally-friendly and energy-efficient ULT freezers still consume a significant amount of energy as they maintain extremely low temperatures 24/7. With today's high energy costs and focus on the environment, energy conservation has become even more important in the lab. Eco-friendly Eppendorf ULT freezers are designed to help you save energy and reduce your carbon footprint without compromising sample security.

## Factors influencing the energy consumption

- > Thickness of insulation
- > Type of insulation
- > Type of cooling liquid
- > Efficiency of compressors
- > Control of compressors
- > Pressure in the cooling system
- > Style of cooling loops (diameter, length, density, etc.)
- > Seals of outer door
- > Seals of inner doors
- > Insulation of outer door
- > Insulation of inner doors

## Eppendorf ULT freezer wall concepts



Eppendorf offers three varieties of insulation design. You can choose the design that meets your energy-saving, capacity, and cost parameters.

# Keep the Cold Inside



**Protect your insulation:**  
Displays are attached on top of insulated outer door – no heat input & no reduction of insulation




**Keep the cold inside:**  
Efficient flat and flexible seal at outer door

**Easy maintenance:**  
Flat seals can be quickly and easily wiped and cleaned



**Double your safety:**  
Gaskets on insulated inner doors come standard to reduce air leakage



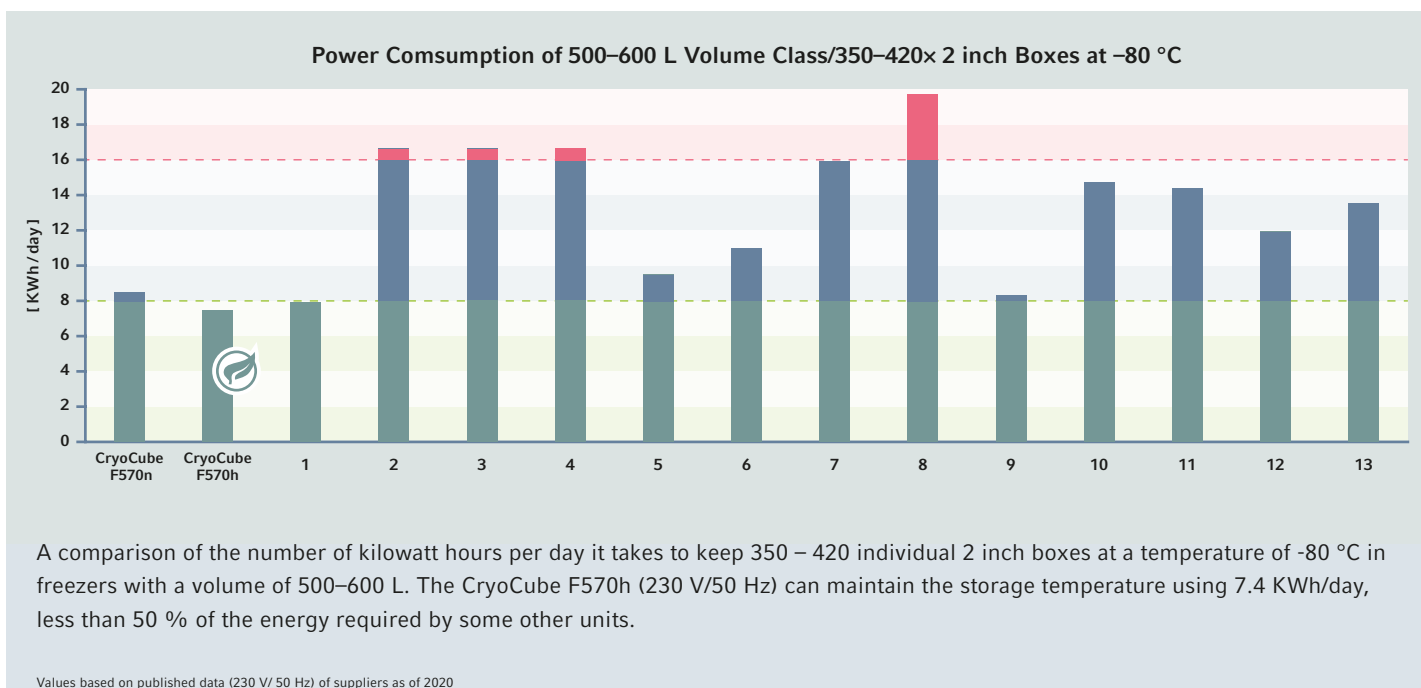
**High capacity & low thermal conductivity:**  
Vacuum Insulation Panels provide significantly better insulation than polyurethane foam, increased capacity, as well as longterm stability

## Our Part for Sustainability

- > Production moved into new facilities with state-of-the-art insulation to save on heating energy and power
  - > Heat output during final individual unit testing discharges into the building heating system
  - > Plastic and cardboard compactors introduced in concert waste rebate system in place
  - > Compliance with local requirements for waste management (collection of electronic waste like circuit boards, recycling via authorized recycling organizations) and internal guidelines
  - > Usage of green cooling liquids in Eppendorf ULT freezers since 2008
  - > Green insulation foam production
  - > Packaging parts have increasing share of recycled origin
  - > Packaging is 100% recyclable
  - > ENERGY STAR® partner
  - > ACT/MyGreenLab partner
- > Marketing material is printed on certified paper with a focus on electronic mediums whenever possible
  - > Shipment by cargo ship to reduce CO<sub>2</sub> footprint
  - > Long lifetime of ULT freezers



## Power Consumption



> [www.eppendorf.com/Sustainability](http://www.eppendorf.com/Sustainability)



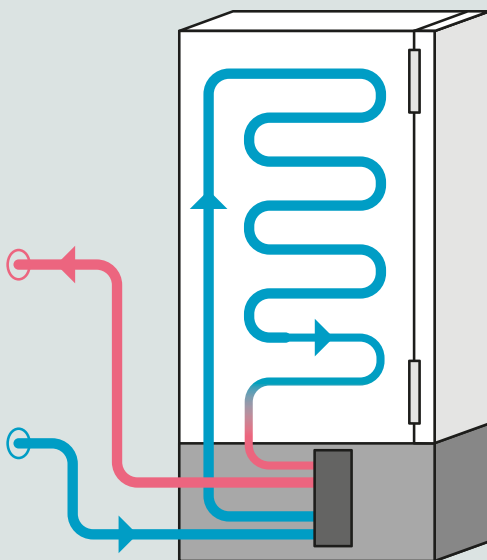
### Footprint versus efficiency

Energy-wise, chest freezers are the most economical type of freezers. Since they have sidewall insulation and are opened from the top, chest freezers can maintain their cold temperatures very well. Opening from the top reduces energy consumption per volume, especially when opening and closing the outer door of the unit on a regular basis. Less energy is lost when opening the outer door of a chest freezer than of an upright freezer as no cold can literally fall out of the freezer.

A far lower but more long-term loss of cold air is the door gasket – which is always the weakest point of a ULT freezer's insulation. As chest freezers have no vertical opening, no cold can leave the freezer via the gaskets as in an upright freezer.

However, a chest model has a much bigger footprint than an upright freezer. Transport into the building and within the building itself is more complicated for a chest freezer. Its racks (so-called "tower racks") need to be lifted up whenever you need to get a sample out of the freezer.

## Air-Conditioning At the Limit? Go For Water-Cooling



You can improve the conditions and comfort in your lab while saving energy by installing a water-cooled Eppendorf freezer. Many ULT freezers use the air in the laboratory to extract heat energy from the freezer's heat exchanger. Another option is to use a water-cooled ULT freezer connected to a facility's recirculating water system. A constant stream of water removes the heat from the heat exchanger, rather than the ambient air in the lab.

- > Reduce air conditioning power consumption by letting the water carry away the heat
- > The heated cooling water can be reused for other heat demanding systems in the facility
- > System specifications:
  - Minimum flow: 29 L/h
  - Inlet pressure: 1 – 10 bar
  - Temperature range of water: 7 °C to 25 °C

Learn more in White Paper 53:  
[Air-Cooling or Water-Cooling?](#)



**Eppendorf PhysioCare Concept®**

The ideal Eppendorf product fulfilling the PhysioCare concept provides a comprehensive approach for the user. Starting with an ergonomic design of the product itself (e.g. smooth shape, low weight, low needed forces, intuitive user interface, etc.), fitting into an ergonomic work space, and supporting an optimal workflow within the lab.



**Sphere 1 – The User**

Addressing the direct interaction between you and the product. Ergonomic design and product alignment optimized to the needs of the individual.

**Sphere 2 - The Lab**

Addressing the interaction at your workspace, resulting in ease and comfort within your workflow.

**Sphere 3 - The Laboratory Workflow**

General support to enhance processes around the lab and the whole company or institute.



**Ergonomics? For a freezer?**

**Easy-to-clean:**  
Stainless steel interior



**Be comfortable:**  
Eye-level automated vent-port for easy re-access with eye-level display & USB-port\*<sup>1</sup>



**Enjoy opening:**  
Redesigned handle for easy handling, with a lock for access control<sup>2</sup>



**Easy access to filter:**  
Just flip down the cover to clean or replace<sup>1</sup>



**Smart collection:**  
All cable interfaces located at one corner and 3x alarm connections for convenient access\*<sup>2</sup>



**Convenient working environment:**  
Low noise level<sup>2</sup>




Model	Noise level (dB)A
F740h	47.8
F740 "i" series models	41.3





# In Need of Housekeeping?

The Eppendorf Storage Boxes are a complete system solution for sample storage. The comprehensive modular concept allows you to select the optimal box combinations for individual storage demands. The outer footprint dimensions (133 mm) are compatible with common freezer rack systems and the different inner grid variants provide a perfect fit for all typical tube formats: cryogenic tubes, microcentrifuge tubes, conical tubes 15, 25 and 50 mL, and other laboratory vessels. Optimize your storage and archiving of samples.



**Transparent lid**  
for easy and fast sample inspection

**Autoclavable (121 °C, 20 min)**  
for sterilization

**5 additional inscription labels** on the lid enable user-specific labeling

**15 mL and 50 mL conical tube boxes** with ventilation slots for an evenly distributed freezing process. Prevent tube damage or breakage

**Optimal use of freezer space** through flexible combination of the different formats

**Made of polypropylene (PP)** for high stability in freezing applications and a smooth opening and closing

**Laser-labeled**, high-contrast, permanent alphanumeric markings of each location for easy sample reference and minimized risk of sample mix-up

**Dishwasher safe** for easy cleaning

> Additional information, details on dimensions, and order numbers available at:  
[www.eppendorf.com/storageboxes](http://www.eppendorf.com/storageboxes)

## Burdened by Unsorted Boxes Cluttering Your Freezer?

Make your scientific life easier: store your freezer storage boxes within organized freezer racks. These metal racks optimize your freezer space and make it easy to find the items you desire. Don't waste time sifting through unsorted samples.

### Drawer or side access

There are two rack styles available to make your freezer usage the most efficient. When using racks with drawers, only the relevant drawer with the freezer boxes of interest is pulled-out. All other boxes safely stay in the cold interior of the ULT freezer. Eppendorf drawers are engineered to deliver smooth movement at  $-80\text{ }^{\circ}\text{C}$  for ergonomic handling. When using side access racks, accessing samples means removing a good portion of the storage boxes from the cold interior of the ULT freezer. The side access rack must be completely removed for sample access. Racks for chest freezers can be equipped with locking rods to secure freezer boxes when lifting the rack tower.

### Sample storage rack selection

Though you often only hear about the safety of your samples, the method of sample storage and organization can be just as important. To select the right set of racks for optimal usage of your freezer, we advise you to consider a few questions:

1. What type of freezer do you need to equip?
2. Do you prefer stainless steel or aluminum racks?
3. Do you need drawer or side access?
4. What type of vessels do you use?
5. How can you organize your freezer in an easy and logical way?



**Freedom to store:** Stainless steel racks for freezer boxes of up to 136 x 136 mm footprint

### Stainless steel or aluminum

By standard, there are two types of rack materials available:


#### Stainless steel:

- > Stable and robust for longevity and higher capacity
- > Fit freezer boxes with footprint up to 136 x 136 mm (5.4 x 5.4 in) for high flexibility
- > Optimized cooling conditions by special design for improved sample safety

#### Aluminum:

- > For freezer boxes up to 133 x 133 mm (5.2 x 5.2 in) footprint
- > Non-corrosive anodized aluminum for long-term use

- A. Stainless steel drawer rack
- B. Stainless steel side access rack
- C. Stainless steel rack for chest freezer
- D. Stainless steel rack for chest freezer with locking rod



> Please check the rack brochure for easy rack selection or use the rack configuration tool at: <https://econfig.bio-itech.de>  
 > Explore [The Eppendorf ULT Freezer Racking System Brochure](#) for more information



# Lost in Samples? Stay Organized!

Over many years, scientists collect hundreds and thousands of samples – samples that are the results of years of hard work – samples of high value. When storing these, it is vital to keep them safe and accessible. Accurate sample labeling and proper storage in freezer boxes is only the beginning, you still need to maintain accurate records of the treasures in your freezer. Many scientists still use spreadsheets or even paper-based lists to keep track of their storage. While these solutions may work most of the time, they are susceptible to human error, damage, and misplacement.



## Make science easier, make your life easier

Following the PhysioCare Concept, we recommend to use an intuitive, reliable sample management tool. Take advantage of modern solutions to make the lab experience more comfortable and more efficient.

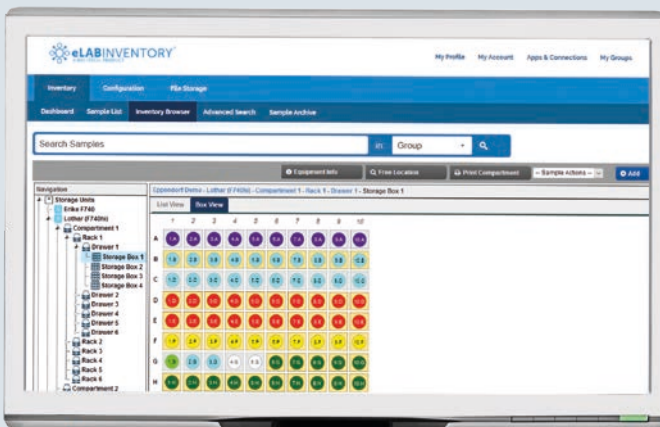
# eLABInventory

## Keep track of your samples with eLABInventory

eLABInventory is a sample management software provided by Bio-ITech, an Eppendorf company. The tool organizes any item in the laboratory inventory, including specimens, materials, samples, and chemicals. Store samples in self-configured storage units such as freezers or refrigerators. eLABInventory is flexible and fully configurable to work in your laboratory.

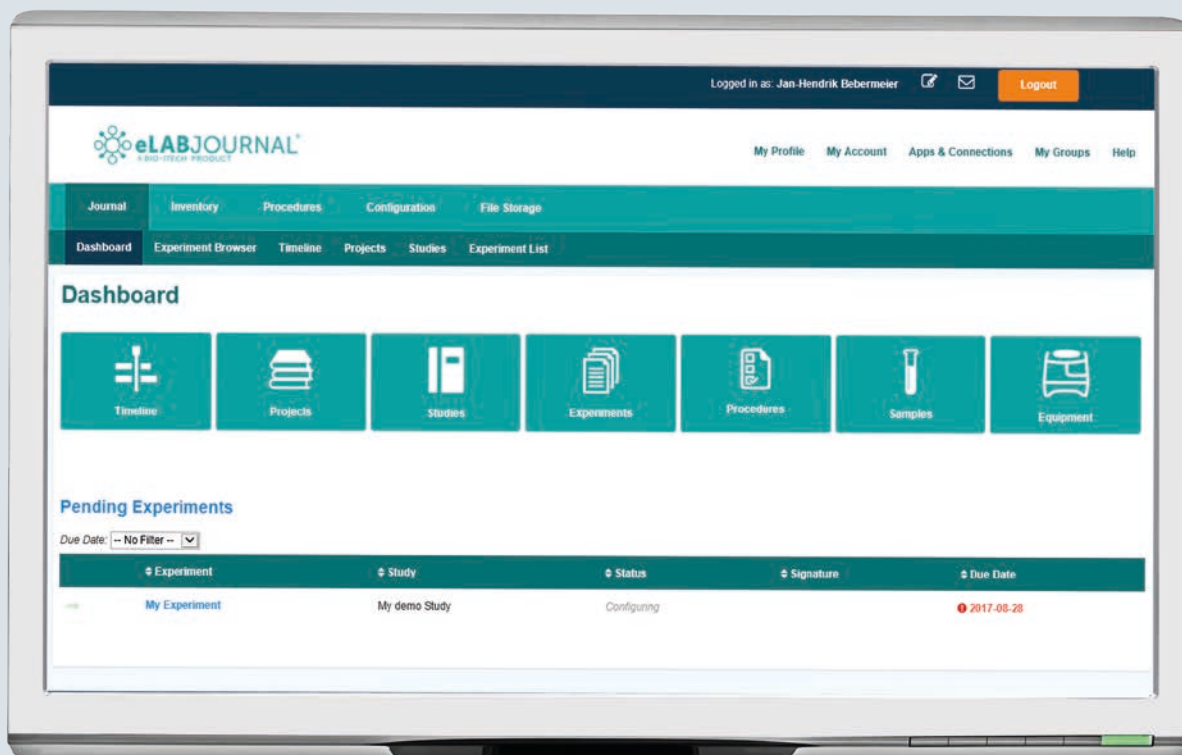
- > Fully configurable to fit any type of laboratory
- > Stores any type of samples, specimens, and materials for high flexibility
- > Works on any device, delivered via the cloud or on-site
- > Intuitive user interface includes visual inventory browsing for easy handling
- > Barcode labeling and scanning for high-throughput
- > Import/export to other formats for data flexibility
- > Track and tracing for audit trail
- > GLP compliant sample management software
- > 21 CFR part 11 compliance for documentation security

**Start a free 30-day trial!**  
**Visit [www.eLABInventory.com](http://www.eLABInventory.com)**



> For more information about ordering, visit:  
[www.eLABInventory.com/eppendorf](http://www.eLABInventory.com/eppendorf)





Start a free 30-day trial!  
Visit [www.eLABJournal.com](http://www.eLABJournal.com)

## eLABJournal®

### Improve your efficiency when documenting research and tracking research data with eLABJournal

The eLABJournal Electronic Lab Notebook offers an intuitive and flexible solution to document research and track research data. It improves efficiency when documenting, organizing, searching, and archiving collected data. With the free eLABJournal add-ons, you can extend the functionality of eLABJournal to a fully integrated Laboratory Information Management System. Designed by scientists for scientists

- > Easily set up and apply workflows for lab routines using experiment templates
- > Use protocols as a template for your experiments and easily adjust the protocol according to your experiment settings using dynamic fields
- > Upload and link any type of file and link it to your experiment for safe documentation
- > eLABJournal has various add-ons to provide seamless integration and add great value to your account
- > To keep your data safe, we host our products in three data centers in different geographic locations that replicate and load-balance data in real time

> For more information, visit  
[www.eLABJournal.com/eppendorf](http://www.eLABJournal.com/eppendorf)



# Your New ULT Has a History

Our future has history: Despite the more than 35 years of ULT experience with New Brunswick™, every new freezer project at Eppendorf begins with what we learn from before. Let's have a look at the CryoCube F740 series: The goal for R&D was to take what was great about our Innova® U725/-G ULT freezers and make it even better.



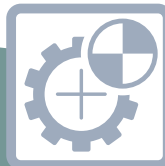
**Yours**  
> Instrument is set-up in your lab




**Delivery**  
> Market launch



**Production**  
> Production of zero lot



**Prototyping and beta-testing**  
> Prototyping  
> Milestones for R&D  
> Beta-tests with customers in the field  
> Feedback from testing to be integrated in final R&D output



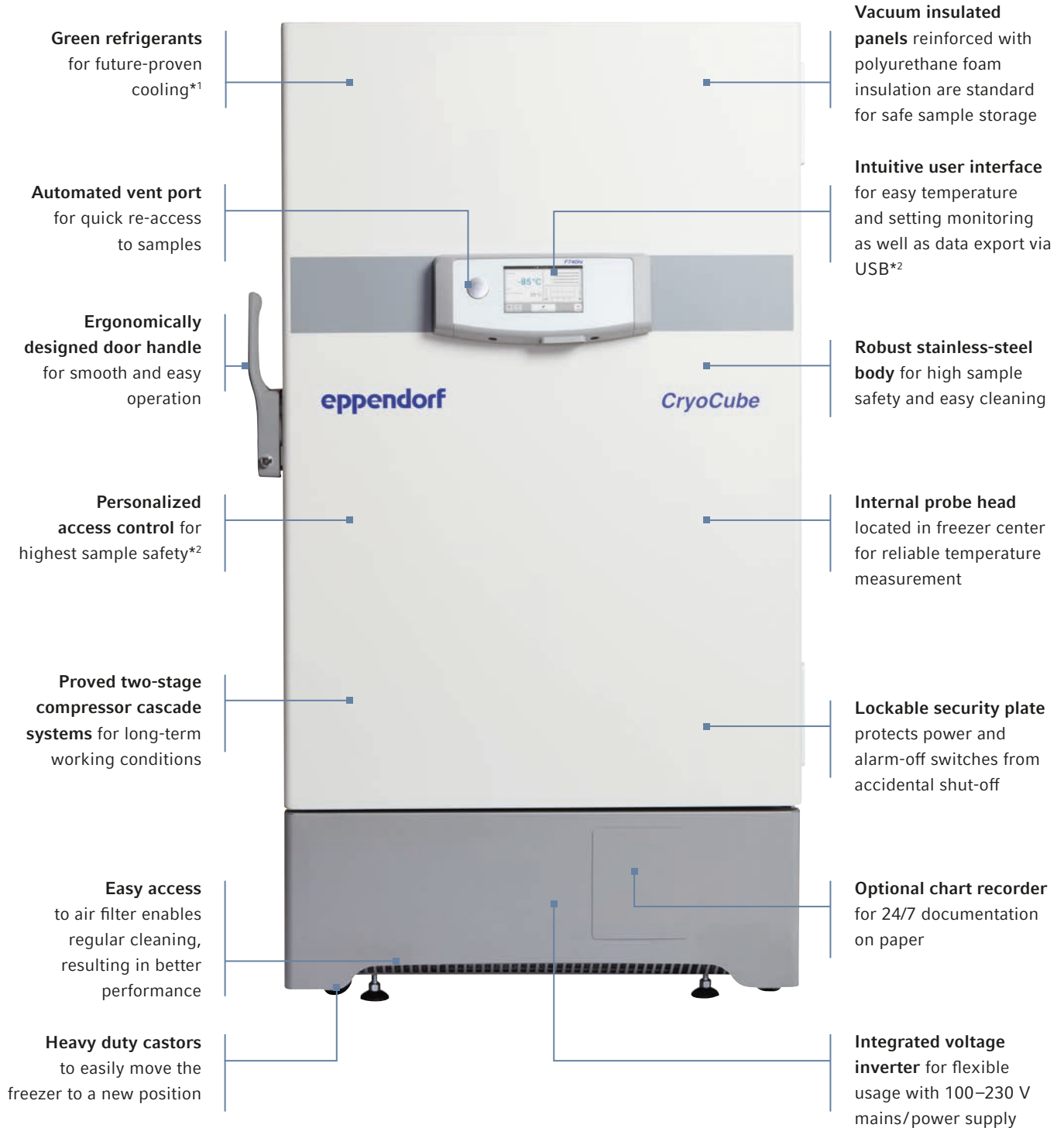
**CAD**  
> Detailed specifications  
> Precision engineering



**Discussions and Learnings**  
> Internal findings: Interactive R&D with sales and production  
> External findings: Feedback about existing freezers from users in the field, users of single units, as well as global pharma accounts and biobanks



# Eppendorf CryoCube® F740hi



\*<sup>1</sup> Available on "h" series models.

\*<sup>2</sup> Available on "i" series models.



> **Ergonomic entry:** Comfortable door handle for easy opening with a mechanical lock



> **Ergonomic entry:** Comfortable door handle for easy opening  
 > **Controlled access:** Personalized electronic access codes\*<sup>2</sup>, when necessary

## Classic Dimensions, Modern Details




> **Get the maximum in:** 3-compartment set-ups with MAX racks use every empty spot\*<sup>1</sup>



> **Easy access:** Quickly open the bottom-mounted air filter for easy cleaning and maintenance\*<sup>1</sup>  
 > **Simple solution:** No tools required to access the filter



> **Enhanced shelf design:** Integrated airways for fast and consistent air circulation\*<sup>1</sup>  
 > **Keep your fingers safe:** Rounded metal rims at shelves



> **External probes or back-ups:** Two access ports in the upper corner  
 > **Easy cleaning:** Stainless steel inner chamber

\*<sup>1</sup> Available on CryoCube F740 series models.  
 \*<sup>2</sup> Available on CryoCube F740 "i" series models.  
 \*<sup>3</sup> Available on CryoCube series models.



> **Concentrate on the essentials:** Easy settings



> **If you are in a hurry:** Automatic vent port enables fast sample access<sup>\*3</sup>



> **Decide what you need:** 3-compartment/shelves or 5-compartment/shelves<sup>\*1</sup>



> **Twins except the door handle<sup>\*1</sup>:** Decide what fits best in your lab, a left-handed door handle or a right-handed door handle



> **Make life easier:** Inner doors can easily be removed for full access to compartments during cleaning of freezer



> **If you prefer privacy:** The CryoCube F101h – a real ULT freezer in one small package below the bench





Model	CryoCube® F740hi, 3 c./ CryoCube® F740hi, 5 c.	CryoCube® F740hiw, 3 c./ CryoCube® F740hiw, 5 c.	CryoCube® F740h, 3 c./ CryoCube® F740h, 5 c.
Insulation	Vacuum insulation paneling / polyurethane foam	Vacuum insulation paneling / polyurethane foam	Vacuum insulation paneling / polyurethane foam
Wall Thickness	Type B	Type B	Type B
Capacity	740 L / 26.1 ft <sup>3</sup>	740 L / 26.1 ft <sup>3</sup>	740 L / 26.1 ft <sup>3</sup>
No. of internal doors	3	3	3
No. of compartments	3/5	3/5	3/5
Max. racks per freezer	18/30	18/30	18/30
Box capacity per rack			
53 mm (2 in) tall boxes	32/16	32/16	32/16
76 mm (3 in) tall boxes	20/8	20/8	20/8
102 mm (4 in) tall boxes	12	12	12
Box capacity per freezer			
53 mm (2 in) tall boxes	576/528	576/528	576/528
76 mm (3 in) tall boxes	360/288	360/288	360/288
102 mm (4 in) tall boxes	288/264	288/264	288/264
Sample capacity			
53 mm (2 in) tall boxes	57,600/52,800	57,600/52,800	57,600/52,800
Dimensions (W × D × H) <sup>1)2)3)</sup>	109.9 × 98 × 197.3 cm	109.9 × 98 × 197.3 cm	109.9 × 91.5 × 197.3 cm
Dimensions internal (W × D × H)	86.5 × 62.1 × 139 cm	86.5 × 62.1 × 139 cm	86.5 × 62.1 × 139 cm
Weight w/o accessories	315 kg/333 kg	320 kg/328 kg	308 kg/317 kg
Shipping weight	364 kg/382 kg	369 kg/377 kg	357 kg/ 366 kg
Pull-down time to -80 °C (230 V) <sup>4)</sup>	4 h 10 min	4 h 10 min	4 h 10 min
Noise level	41.3 dB	41.3 dB	47.8 dB
Heat output (230 V)	438 W	442 W	492 W
Power supply	100-230 V, 50/60 Hz	100-230 V, 50/60 Hz	100-230 V, 50/60 Hz
Power consumption	10.5 kWh/day	10.6 kWh	11.8 kWh/day
Eppendorf freezer (230/115 V) <sup>5)</sup>	11.6 kWh/day	11.7 kWh/day	13.0 kWh/day
Interior	Stainless steel	Stainless steel	Stainless steel
Password protection of setpoints	yes	yes	yes
Extras	Automatic vent port	Automatic vent port	Automatic vent port
Cooling liquid	R290 / R170	R290 / R170	R290 / R170
Connectivity	VisioNize touch enabled	VisioNize touch enabled	VisioNize box

<sup>1)</sup> Optional CO<sub>2</sub>/LN<sub>2</sub> backup systems add 8.65 cm/3.5 in to height.

<sup>2)</sup> For usage of handles and hinges, add 80 mm to width of upright freezers and 110 mm to the depth of chest freezers.

<sup>3)</sup> Door open adds up to 15 cm.

<sup>4)</sup> Empty freezer with shelves fitted, upright freezers only, pull down from 20 – 22 °C ambient conditions.

<sup>5)</sup> Empty freezer with shelves fitted, upright freezers only, set point -80 °C, 20 – 22 °C ambient conditions.



> For more information go to [www.eppendorf.com/freezers](http://www.eppendorf.com/freezers)

**CryoCube® F570h**Vacuum insulation paneling /  
polyurethane foam

Type C

570 L / 20.1 ft<sup>3</sup>

5

5

25

16

8

8

400

200

200

40,000

110.3 x 89.8 x 195 cm

76.5 x 57.5 x 126.5 cm

341 kg (752 lbs)

388 kg (855 lbs)

3 h 30 min

57.7 dB

308 W

115 V (60 Hz), 230 V (50 Hz)

7.1 kWh/day

7.4 kWh/day

Stainless steel

yes

Automatic vent port

R290 / R170

VisioNize box

**CryoCube® F570hw**Vacuum insulation paneling /  
polyurethane foam

Type C

570 L / 20.1 ft<sup>3</sup>

5

5

25

16

8

8

400

200

200

40,000

110.3 x 89.8 x 195 cm

76.5 x 57.5 x 126.5 cm

341 kg (752 lbs)

388 kg (855 lbs)

3 h 45 min

56.0 dBA

325 W

230 V (50 Hz)

7.8 kWh/day

-

Stainless steel

yes

Automatic vent port, water-cooled

R290 / R170

VisioNize box

**CryoCube® F570n**

Polyurethane foam

Type A

570 L / 20.1 ft<sup>3</sup>

5

5

25

16

8

8

400

200

200

40,000

110.3 x 89.8 x 195 cm

76.5 x 57.5 x 126.5 cm

281 kg (619 lbs)

328 kg (723 lbs)

3 h 50 min

57.5 dB

346 W

230 V (50 Hz), 208–230 V (60 Hz), 115 V (60 Hz)

8.3 kWh/ day (208 V: 8.5 kWh/ day)

8.8 kWh/ day

Stainless steel

yes

Automatic vent port

R290 / R170

VisioNize box





Model	Innova® U535	HEF® U410
Insulation	Vacuum insulation paneling / polyurethane foam	Vacuum insulation paneling / polyurethane foam
Wall Thickness	Type B	Type C
Capacity	535 L / 18.9 ft <sup>3</sup>	410 L / 14.5 ft <sup>3</sup>
No. of internal doors	3	5
No. of compartments	3	5
Max. racks per freezer	12	15
Box capacity per rack		
53 mm (2 in) tall boxes	28	16
76 mm (3 in) tall boxes	20	8
102 mm (4 in) tall boxes	12	8
Box capacity per freezer		
53 mm (2 in) tall boxes	336	240
76 mm (3 in) tall boxes	240	120
102 mm (4 in) tall boxes	144	120
Sample capacity		
53 mm (2 in) tall boxes	33,600	24,000
Dimensions (W × D × H) <sup>1)2)3)</sup>	80 × 86.7 × 195 cm	80 × 85.2 × 193.0 cm
Dimensions internal (W × D × H)	64 × 61.5 × 136.5 cm	55 × 57.5 × 126.5 cm
Weight w/o accessories	250 kg	262 kg
Shipping weight	296 kg	307 kg
Pull-down time to -80 °C (230 V) <sup>4)</sup>	4 h	3 h 30 min
Noise level	56 dBA	53 dBA
Heat output (230 V)	550 W	350 W
Power supply	230 V (50 Hz), 208-230 V (60 Hz), 115 V (60 Hz)	230 V (50 Hz), 115 V (60 Hz)
Power consumption	13.2 kWh/day	8.4 kWh/day
Eppendorf freezer (230/115 V) <sup>5)</sup>	13.2 kWh/day	8.6 kWh/day
Interior	Stainless steel	Stainless steel
Password protection of setpoints	yes	yes
Extras	-	-
Cooling liquid	R404A / R508B	R290 / R170 (R404A / R508 B in USA)
Connectivity	VisioNize box	VisioNize box

<sup>1)</sup> Optional CO<sub>2</sub>/LN<sub>2</sub> backup systems add 8.65 cm/3.5 in to height.

<sup>2)</sup> To allow for handles and hinges, add 80 mm to width of upright freezers and 110 mm to the depth of chest freezers.

<sup>3)</sup> Door open adds up to 15 cm.

<sup>4)</sup> Empty freezer with shelves fitted, upright freezers only, pull down from 20 – 22 °C ambient conditions.

<sup>5)</sup> Empty freezer with shelves fitted, upright freezers only, set point -80 °C, 20 – 22 °C ambient conditions.



> For more information go to [www.eppendorf.com/freezers](http://www.eppendorf.com/freezers)

**Premium U410**

Polyurethane foam

Type A

410 L / 14.5 ft<sup>3</sup>

5

5

15

16

8

8

240

120

120

24,000

80 × 85.2 × 193 cm

55 × 57.5 × 126.5 cm

235 kg

280 kg

4 h 30 min

55 dBA

650 W

230 V (50 Hz), 208-230 V (60 Hz), 115 V (60 Hz)

10.8 kWh/day

13.0 kWh/day

Stainless steel

yes

-

R404A / R508B

VisioNize box

**Innova® U360**Vacuum insulation paneling /  
polyurethane foam

Type B

360 L / 12.7 ft<sup>3</sup>

3

3

9

28

20

12

252

180

108

25,200

67 × 86.7 × 195 cm

44 × 61.5 × 136.5 cm

230 kg

266 kg

5 h 30 min

56 dBA

445 W

230 V (50 Hz), 115 V (60 Hz)

10.7 kWh/day

11.7 kWh/day

Stainless steel

yes

-

R404A / R508B

-

**CryoCube® F101h**Vacuum insulation paneling /  
polyurethane foam

Type B

101 L / 3.6 ft<sup>3</sup>

2

2

6

10

6

4

60

36

24

6,000

90 × 56.6 × 83 cm

48 × 33 × 64 cm

123 kg

152 kg

2 h 20 min

55 dBA

263 W

230 V, 50 Hz

6.3 kWh/day

-

Stainless steel

yes

Fits below bench

R290 / R170

VisioNize box





Model	Innova® C760	CryoCube® FC660h
Insulation	Vacuum insulation paneling / polyurethane foam	Vacuum insulation paneling / polyurethane foam
Wall Thickness	Type B	Type C
Capacity	760 L / 26.8 ft <sup>3</sup>	660 L / 23.3 ft <sup>3</sup>
No. of internal doors		
No. of compartments	N/A	N/A
Max. racks per freezer	40	40
Box capacity per rack		
53 mm (2 in) tall boxes	14	13
76 mm (3 in) tall boxes	9	9
102 mm (4 in) tall boxes	5	5
Box capacity per freezer		
53 mm (2 in) tall boxes	560	520
76 mm (3 in) tall boxes	360	360
102 mm (4 in) tall boxes	280	280
Sample capacity		
53 mm (2 in) tall boxes	56,000	52,000
Dimensions (W × D × H) <sup>1)2)3)</sup>	205 × 82.5 × 109.2 cm	207 × 84 × 107.5 cm
Dimensions internal (W × D × H)	156 × 62.5 × 78 cm	147 × 59 × 76 cm
Weight w/o accessories	285 kg	304 kg
Shipping weight	358 kg	379 kg
Pull-down time to -80 °C (230 V) <sup>4)</sup>	3 h	2 h 50 min
Noise level	58 dBA	58.3 dBA
Heat output (230 V)	667 W	338 W
Power supply	230 V (50 Hz), 208-230 V (60 Hz)	230 V (50 Hz), 208-230 V (60 Hz)
Power consumption	16.0 KWh/day	8.1 KWh/day
Eppendorf freezer (230/115 V) <sup>5)</sup>	–	9.5 KWh/day
Interior	Stainless steel	Stainless steel
Password protection of setpoints	yes	yes
Extras	30 mm thick inner lids for temp uniformity	30 mm thick inner lids for temp uniformity
Cooling liquid	R404A / R508B	R290 / R170 (R404A / R508 B in USA)
Connectivity	VisioNize box	VisioNize box

<sup>1)</sup> Optional CO<sub>2</sub>/LN<sub>2</sub> backup systems add 8.65 cm/3.5 in to height.

<sup>2)</sup> To allow for handles and hinges, add 80 mm to width of upright freezers and 110 mm to the depth of chest freezers.

<sup>3)</sup> Door open adds up to 15 cm.

<sup>4)</sup> Empty freezer with shelves fitted, upright freezers only, pull down from 20 – 22 °C ambient conditions.

<sup>5)</sup> Empty freezer with shelves fitted, upright freezers only, set point -80 °C, 20 – 22 °C ambient conditions.



> For more information go to [www.eppendorf.com/freezers](http://www.eppendorf.com/freezers)



**CryoCube® FC660**

Polyurethane foam

Type A

660 L / 23.3 ft<sup>3</sup>

N/A

40

13

9

5

520

360

280

52,000

207 × 84 × 107.5 cm

147 × 59 × 76 cm

280 kg

328 kg

3 h 15 min

58.9 dBA

440 W

230 V (50 Hz), 208-230 V (60 Hz)

10.6 KWh/day

10.9 KWh/day

Stainless steel

yes

30 mm thick inner lids for temp uniformity

R404A / R508B

VisioNize box

**Innova® C585**Vacuum insulation paneling /  
polyurethane foam

Type B

585 L / 20.7 ft<sup>3</sup>

N/A

32

14

9

5

448

288

224

44,800

169 × 82.5 × 109.2 cm

120 × 62.5 × 78 cm

240 kg

310 kg

4 h

56 dBA

567 W

230 V (50 Hz), 208-230 V (60 Hz), 115 V (60 Hz)

13 KWh/day

9.5 KWh/day

Stainless steel

yes















30 mm thick inner lids for temp uniformity

R404A / R508B

VisioNize box



## Freezer Ordering information

Model	Right or Left Door Handle	Inner Compartments	Voltage*	Order No.	
CryoCube® F740h	 Left	5	115 V	F740540035**	
			208 V	F740540035**	
			230 V	F740340031	
	 Right	3	5	115 V	F740540015**
				208 V	F740540015**
				230 V	F740340011
CryoCube® F740hi	 Left	5	115 V	F740540045**	
			208 V	F740540045**	
			230 V	F740340041	
	 Right	3	5	115 V	F740540025**
				208 V	F740540025**
				230 V	F740340021
CryoCube® F740hiw Water-cooled	 Left	5	115 V	F740220035	
			208 V	F740420035	
			230 V	F740320031	
	 Right	3	5	115 V	F740220015
				208 V	F740420015
				230 V	F740320011
CryoCube® F570n	 Left	5	115 V	F740220045	
			208 V	F740420045	
			230 V	F740320041	
	 Right	3	5	115 V	F740220025
				208 V	F740420025
				230 V	F740320021
CryoCube® F740hiw Water-cooled	 Left	5	115 V	F740220135	
			208 V	F740420135	
			230 V	F740320131	
CryoCube® F570h	 Left	5	115 V	F740220115	
			208 V	F740420115	
			230 V	F740320111	
CryoCube® F570hw Water-cooled	 Left	5	115 V	F571200035	
			208 V	F571400035	
			230 V	F571300031	
CryoCube® F570h	 Left	5	115 V	F571240035	
			230 V	F571340031	
CryoCube® F570hw Water-cooled	 Left	5	230 V	F571340131	
Innova® U535	 Left	3	115 V	U9430-0000	
			208 V	U9430-0002	
			230 V	U9430-0001	

\*230 V are 50–60 Hz with European (Schuko) plug, further plug versions available

\*\*CryoCube F740 series (115/208 V): Equipped with both cables by standard


## Freezer Ordering information

Model	Right or Left Door Handle	Inner Compartments	Voltage*	Order No.
HEF® U410	 Left	5	115 V	U9260-0007
			230 V	U9260-0008
Premium U410	 Left	5	115 V	U9260-0000
			208 V	U9260-0002
			230 V	U9260-0001
Innova® U360	 Left	3	115 V	U9425-0000
			230 V	U9425-0001
CryoCube® F101h	 Right	2	230 V	F101340001
Innova® U101	 Right	2	115 V	U9420-0000
Innova® C585	 -	-	115 V	U9400-0000
			208 V	U9400-0002
			230 V	U9400-0001
CryoCube® FC660h	 -	-	208 V	F660420005
			230 V	F660320001
CryoCube® FC660	 -	-	208 V	F660400005
			230 V	F660300001
Innova® C760	 -	-	208 V	U9410-0002
			230 V	U9410-0001

\*230 V are 50-60 Hz with European (Schuko) plug, further plug versions available

## VisioNize® Ordering Information

Description	Order no.
VisioNize® box, with mains/power adapter	1006 000 009
VisioNize® box adapter for freezers, CryoCube® and Innova® models	1006 075 009
VisioNize® box cable, Ethernet, length 5 m	1006 073 006
RS-485 interface kit, for Premium/HEF®/CryoCube® F570 series (except Innova® U360)	F652 999 007



## Safe Sample Identification Needed?

Secure your samples within the Eppendorf SafeCode System

### CryoStorage Vials

The SafeCode system for Eppendorf CryoStorage Vials is based on 3-level coding to enable safe sample identification. Up to 96 pre-labeled vials are pre-racked and pre-capped for convenient usage.

- > Pre-labeled barcoded vessels with up to a 3-level-coding in different formats enable you to improve your processes
- > The ECC 200 error correction function enables safe code reading with up to 30% damaged code
- > Tube volumes from 0.5 mL – 4.0 mL provide a broad range of storage applications, available off-the-shelf for direct availability
- > Manufactured from high-quality polypropylene in a class VIII clean room for high purity level (Eppendorf Quality® or sterile purity)
- > Manage your barcoded samples with sample management software like eLABInventory
- > Receive further documentation about the vial from the Eppendorf DataPort: automatically downloaded by eLABInventory or via manual download

### Scanning more than one in parallel?

The Eppendorf RackScan provides you different solutions to scan samples tubes with datamatrix (2D codes). The Eppendorf RackScan b scans data from the bottom of vessels. The instrument can be equipped with the „s“ accessory to read side-labeled vessel codes.

Data can be exported in different formats to downstream software applications like the eLABInventory software.



> [www.eppendorf.com/SafeCode](http://www.eppendorf.com/SafeCode)



### eLABInventory

- > Stores any type of samples, specimens, and materials for high flexibility
- > Intuitive user interface includes visual inventory browsing for easy handling
- > Barcode labeling and scanning for high-throughput
- > Fully customizable data records for samples, storage locations, and equipment
- > Import/export to other formats for data flexibility
- > 21 CFR part 11 compliant for documentation security

Start a free 30-day trial!  
Visit [www.eLABInventory.com](http://www.eLABInventory.com)

#### Ordering Information

Description	Industrial Order no.	Academic Order no.
eLABInventory Cloud, 3-seat year license	BIT0140503	BIT0140501
eLABInventory Cloud, 5-seat year license	BIT0140103	BIT0140101
eLABInventory Cloud, 10-seat year license	BIT0140203	BIT0140201
eLABInventory Cloud, 25-seat year license	BIT0140303	BIT0140301
eLABInventory Cloud, 50-seat year license	BIT0140403	BIT0140401

System maintenance, software updates, and support are included in the offered licenses.



### eLABJournal

- > Intuitive user interface for easy handling
- > Use protocols as a template for your experiments and easily adjust the protocol according to your experiment setting using dynamic fields to save time
- > Upload and link any type of file and link it to your experiment for safe documentation
- > eLABJournal has various add-ons to provide seamless integration and expand your possibilities
- > 21 CFR part 11 compliant for documentation security

Start a free 30-day trial!  
Visit [www.eLABJournal.com](http://www.eLABJournal.com)

#### Ordering Information

Description	Industrial Order no.	Academic Order no.
eLABJournal® Cloud, 3-seat year license	BIT0100503	BIT0100501
eLABJournal® Cloud, 5-seat year license	BIT0100103	BIT0100101
eLABJournal® Cloud, 10-seat year license	BIT0100203	BIT0100201
eLABJournal® Cloud, 25-seat year license	BIT0100303	BIT0100301
eLABJournal® Cloud, 50-seat year license	BIT0100403	BIT0100401

System maintenance, software updates, and support are included in the offered licenses.






### CO<sub>2</sub> and LN<sub>2</sub> Back-up System

- > Equipped with a battery back-up to temporarily protect the contents of your freezer in case of power failure
- > Available for either liquid CO<sub>2</sub> and LN<sub>2</sub>. Liquid CO<sub>2</sub> can maintain temperatures between -50 °C and -70 °C, where as LN<sub>2</sub> can go down to -85 °C
- > Both systems can be factory installed with your freezer order or retrofitted on location
- > Info: CO<sub>2</sub> and LN<sub>2</sub> are not interchangeable systems

### Ordering Information

Description	Order no.
<b>Innova® U101; U360; U535; U725/ -G; C585; C760; CryoCube® F101h; F740 series</b>	
CO <sub>2</sub> back-up system, 100 V/50 – 60 Hz, Innova® (»narrow« version)	F652999005
CO <sub>2</sub> back-up system, 120 – 220 V/60 Hz, Innova® (»narrow« version)	U9043-0002
CO <sub>2</sub> back-up system, 230 V/50 Hz, Innova® (»narrow« version)	U9043-0004
LN <sub>2</sub> back-up system, 100 V/50 – 60 Hz, Innova® (»narrow« version)	F652999006
LN <sub>2</sub> back-up system, 120 – 220 V/60 Hz, Innova® (»narrow« version)	U9044-0002
LN <sub>2</sub> back-up system, 230 V/50 Hz, Innova® (»narrow« version)	U9044-0004
<b>CryoCube® F570 series, FC660 series; Premium U410; HEF U410</b>	
CO <sub>2</sub> back-up system, 120 – 220 V/60 Hz, (»broad« version)	U9043-0006
CO <sub>2</sub> back-up system, 230 V/50 Hz, (»broad« version)	U9043-0008
LN <sub>2</sub> back-up system, 120 – 220 V/60 Hz, (»broad« version)	U9044-0006
LN <sub>2</sub> back-up system, 230 V/50 Hz, (»broad« version)	U9044-0008




### Chart Recorder

- > Includes chart recorder, RTD probe, keys, chart recorder paper, and chart recorder pens
- > Front mounted to your freezer for easy access and can be fitted to all freezer models
- > User configurable built in high and low temperature alarms
- > Can be factory installed with your freezer order or retrofitted on location
- > Selectable temperature range (0 to -50 °C and -50 to -100 °C) and rotation speed
- > Type I: Battery powered, will provide a minimum of eighteen months of operation
- > Type II: ULT freezer powered with backup battery (for CryoCube F740 series)

### Ordering Information

Description	Order no.
<b>Chart Recorder (Type I)</b>	P0625-2100
<b>Chart Recorder (Type II) (100–120 V)</b>	F652999001
<b>Chart Recorder (Type II) (208–230 V)</b>	F652999002
<b>Chart Recorder pens (Type I), 3 pk</b>	K0660-0051
<b>Chart Recorder pens (Type II), 3 pcs.</b>	F652999004
<b>Chart Recorder paper (Type I), 0 to -50 °C</b>	P0625-2111
<b>Chart Recorder paper (Type I), -50 to -100 °C</b>	P0625-2110
<b>Chart Recorder paper (Type II), 0 to -100 °C, 60 pcs.</b>	F652999003



#### Freezer Storage Boxes:

- > Outer footprint dimensions (133 mm) are compatible with common freezer rack systems
- > Inner grid variants for all typical tube formats: cryogenic tubes, microcentrifuge tubes, conical tubes 15 and 50 mL, and other laboratory vessels
- > White cardboard box (133 mm) with water resistant coating, designed to withstand ultra-low temperature

#### Ordering information

Description	Order no.
<b>Storage Box 10 × 10</b> , for 100 cryogenic tubes w. int. thread, 3 pcs., height 52.8 mm, 2 inch, polypropylene, for freezing to -86 °C, autoclavable, with lid and alphanumeric code	0030 140.508
<b>Storage Box 9 × 9</b> , for 81 screw cap (cryog.) tubes 1-2 mL, 3 pcs., height 52.8 mm, 2 inch, polypropylene, for freezing to -86 °C, autoclavable, with lid and alphanumeric code	0030 140.516
<b>Storage Box 9 × 9</b> , for 81 screw cap (cryog.) tubes 3 mL, 2 pcs., height 76.2 mm, 3 inch, polypropylene, for freezing to -86 °C, autoclavable, with lid and alphanumeric code	0030 140.540
<b>Storage Box 9 × 9</b> , for 81 screw cap (cryog.) tubes 4-5 mL, 2 pcs., height 101.6 mm, 4 inch, polypropylene, for freezing to -86 °C, autoclavable, with lid and alphanumeric code	0030 140.567
<b>Storage Box 8 × 8</b> , for 64 tubes 1-2 mL, 3 pcs., height 52.8 mm, 2 inch, polypropylene, for freezing to -86 °C, autoclavable, with lid and alphanumeric code	0030 140.524
<b>Storage Box 5 × 5</b> , for 25 tubes 5 mL, 4 pcs., height 63.5 mm, 2.5 inch, polypropylene, for freezing to -86 °C, autoclavable, with lid and alphanumeric code	0030 140.532
<b>Storage Box 5 × 5</b> , for 25 tubes 5 mL screw cap, 2 pcs., height 76.2 mm, 3 inch, polypropylene, for freezing to -86 °C, autoclavable, with lid and alphanumeric code	0030 140.613
<b>Storage Box 5 × 5</b> , for 25 tubes 15 mL, 2 pcs., height 127 mm, 5 inch, polypropylene, for freezing to -86 °C, autoclavable, with lid and alphanumeric code	0030 140.583
<b>Storage Box 3 × 3</b> , for 9 tubes 25 mL, 2 pcs., height 89 mm, 3.5 inch, polypropylene, for freezing to -86 °C, autoclavable, with lid and alphanumeric code	0030 140.729
<b>Storage Box 3 × 3</b> , for 9 tubes 50 mL and 4 tubes 15 mL, 2 pcs., height 127 mm, 5 inch, polypropylene, for freezing to -86 °C, autoclavable, with lid and alphanumeric code	0030 140.591

#### Ordering information

Description	Order no.
<b>Freezer Cardboard Storage Boxes</b> , white, dividers sold separately	
<b>53 mm tall</b>	B50-SQ
<b>76 mm tall</b>	B75-SQ
<b>102 mm tall</b>	B95-SQ
<b>Freezer Boxes Dividers</b> , for cardboard storage boxes	
<b>7 × 7</b> , 17.4 mm max. tube diameter, holds 49 tubes	049
<b>8 × 8</b> , 15 mm max. tube diameter, holds 64 tubes	064
<b>9 × 9</b> , 13 mm max. tube diameter, holds 81 tubes	081
<b>10 × 10</b> , 11.8 mm max. tube diameter, holds 100 tubes	0100

> Ordering information regarding racks is available online, via the online configurator, or within a separate brochure

# Fitness for Your ULT Freezer



## Take good care of your freezer

Taking care of your freezer can help ensure optimal storage of your samples for years to come.



Therefore, we strongly recommend that you perform the following actions on a regular basis:

Freezer maintenance		As needed	3 months	6 months	12 months
Cleaning door gaskets	Dry cloth, brush	■			
Remove snow/ thin ice	Cloth, brush	■			
Vacuum relief port	Cloth	■			
Filter	Vacuum	■	■		
Condenser cleaning	Vacuum			■	
Defrost and cleaning	Power off, dry				■

### Ordering information

Description	Order no.
<b>Freezer air filter</b>	
Innova® U101	K0200-0506
Innova® U360	P0625-1110
CryoCube® F101h	K0200-0506
CryoCube® F740 series	F740850029
Non-listed upright models	K0200-0511
Chest Models	K0200-0516
<b>Freezer extra shelf, includes four mounting clips</b>	
Innova® U101	P0625-0180
Innova® U360	P0625-1180
Innova® U535	K0280-1034
Innova U725 series	K0280-1036
U410 series	K0280-1031
CryoCube® F101h	P0625-0180
CryoCube® F570 series	K0280-1030
CryoCube® F740 series	F740850086
Stainless Steel Shelf Clips, pack of 4	K0280-0550
<b>Inner lids for Chest Freezers</b>	
Innova® C585	K0160-0777
Innova® C760	K0160-0776
CryoCube® FC660 series	K0280-1043

### Ordering information

Description	Order no.
<b>Additional</b>	
Battery, 6V, 2.8 Ah, all models except CryoCube® F740 series, Innova® U360	K0380-0170
Battery (Li) for CryoCube® F740 series	F740850003
Battery for Innova® U360	P0625-0970
Alarm connector plug, for bms relay	K0380-0451
External Voltage Stabilizer, 120V/60 Hz	M1322-0000
External Voltage Stabilizer, 208-230V/60 Hz	M1322-0002
Innova® U101 stacking kit	P0625-0020
Padlock adapter kit, for upright models except CryoCube® models	P0625-1170

# Pit Stop Needed?

In addition to our extensive standard warranty, Eppendorf offers ULT Freezer Performance Plans to suit your lab's needs while enhancing your peace of mind. You can choose between essential function checks, preventive maintenance plans, or Installation and Operational (IQ/OQ) certification services. Protect your priceless samples!

## Preventive Maintenance

The Eppendorf Ultra-low Temperature Freezer Performance Plans components include a choice of preventive maintenance protocols designed to check, validate and to promote continuous stable freezer performance, optimizing instrument conformity with programmed storage temperatures.

- > The **Device Check** includes a check of all fundamental functions of the product.
- > The **Preventive Maintenance** includes all preventive maintenance services in order to keep the instrument in accordance with the manufacturer specifications.
- > Our preventive maintenance offerings ensure that stored samples are protected through continuous refrigeration efficiency, reliability, and rapid recovery of storage temperatures to pre-set levels following door openings.

## Certification Services

Installation Qualification (IQ) and Operational Qualification (OQ) certification services support your Quality Management requirements by providing you with qualified assurance that your ultra-low temperature freezer is functioning correctly, in accordance with manufacturer specifications.



**eppendorf**

Performance tested on

Model: \_\_\_\_\_

Serial no.: \_\_\_\_\_

Serviced by: \_\_\_\_\_

Service no.: \_\_\_\_\_

Next service: \_\_\_\_\_

Date: \_\_\_\_\_

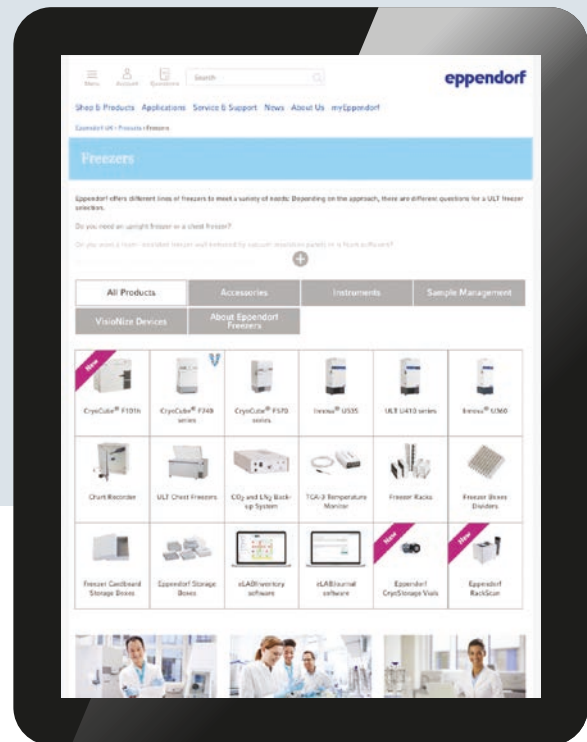
**epServices**  
for premium performance

# »Eppendorf ULT Freezers: Your Samples are Safe with Us.«

## View even more freezers, accessories, and options

Eppendorf ULT Freezers have established a reputation for outstanding sample quality preservation while minimizing energy consumption. Combined with rapid delivery and service, Eppendorf freezers continue to raise the bar.

> Explore all the cold storage solutions Eppendorf has to offer on our extensive web page and eShop



> Learn more about sample security:  
[www.eppendorf.com/freezers](http://www.eppendorf.com/freezers)  
> Have a detailed look at our entire ULT Freezer Portfolio using this QR Code

Your local distributor:



**Camlab Ltd · 24 Norman Way Industrial Estate · Over · Cambridge · CB24 5WE · UK**  
**sales@camlab.co.uk · 01954 233 110 · www.camlab.co.uk**