




RANGE 3030PV**EN 14470-1 FM 6050**

EN 14470-1 & FM⁽¹⁾ SAFETY CABINETS TYPE-30 MINUTES with glazed doors

Standardized
labelingAdjustable
shelfPedestal area
under-driveableSelf-closing doors
with thermo-fusePerforated cover
plate for base
trough (option)Adjustable
leveling legs

CERTIFICATION

- Tested and approved Type 30 according to EN 14470-1 (04-2004) and EN 1363-1 (06-2000).

- ⁽¹⁾Tested and approved Type 10 minutes according to FM 6050 (Factory Mutual international) - Supplement certification in progress.

- Normalized labelling according to ISO 3864 and EN 14470-1 (04-2004) norms, 92/58/CEE european directive and FM regulations.

AVANTAGES

- 30-minute fire resistance according to ISO 834 fire heating curve.
- Pedestal area under-driveable by a forklift by removing panel (except for the under-bench models).
- Self-closing doors with possibility to keep the door(s) open. If the temperature rises to 43°C, a fuse link closes the door(s) automatically.
- Glazed doors, easy sight of the stored products.

PASSIVE SECURITY

- Built in melamine: corrosion proof and overall good chemical resistance.
- Grey structure (RAL 7035), yellow edges (RAL 1023).
- Fireproof glazed doors, thickness 17 mm.

- Safety labelling as per EN 14470-1 and FM 6050.

- Containment shelves adjustable in height (step every 32 mm).

- Removable bottom containment sump.

ACTIVE SECURITY

- Ø 100 mm air inlet and outlet ducts for whether natural ventilation or connection with forced ventilation/filtration system.
- Self-closing doors.
- Doors with a lockable three-point latching mechanism.
- Non-sparking locking system.
- Adjustable leveling feet for enhance stability.

OPTIONS

- Additional retention shelf.
- Perforated cover plate for containment sump.
- Self retracting shelf.
- PVC containment shelf and containment sump.
- Easy connection with an exhaust system or a filtration box.



P/N	Description	External dimensions H x W x D (mm)	Storage capacity (L)	Delivered with		Maximum load by shelf ⁽²⁾ (kg)	Weight (kg)
				Steel retention shelf	Steel containment sump		
3034PVE	Tall equipped cabinet with one glazed door	1980x605x550	130	3	1	30	117
3035PVE	Tall equipped cabinet with two glazed doors	1980x1115x550	250	3	1	50	210
E48	Additional steel retention shelf for 3034PVE	30 x 490 x 410	-	-	-	-	3
E35	Additional steel retention shelf for 3035PVE	30 x 990 x 410	-	-	-	-	6
C148	Perforated cover plate for containment sump for 3034PVE	90 x 460 x 390	-	-	-	-	4
C235	Perforated cover plate for containment sump for 3035PVE	90 x 980 x 400	-	-	-	-	8
T148	Self retracting shelf for 3034PVE	80 x 420 x 380	-	-	-	-	6
T235	Self retracting shelf for 3035PVE	80 x 930 x 380	-	-	-	-	12
SE148	PVC containment shelf for 3034PVE for 3035PVE model, 2 pieces by level are required	30 x 475 x 405	-	-	-	-	3
SB148	PVC containment sump for 3034PVE for 3035PVE model, 2 pieces by level are required	100 x 475 x 405	-	-	-	-	4