

ACCESSORIES

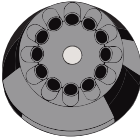












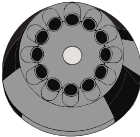






Angle rotor, 12-place



$\sphericalangle 35^\circ$
 $n = 6,000 \text{ min}^{-1}$
 max. RCF 4,146

Cat. No. 1139

capacity in ml	0.5	5	15	1.1–1.4	2.6–3.4	2.7–3	4.5–5	4.9	7.5–10	10	
Ø x L in mm	10.7 x 36	12 x 75	17 x 100	8 x 66	13 x 65	11 x 66	11 x 92	13 x 90	15 / 16 x 92	15 x 102	
Cat. No.	Pediatric	0553¹⁾	0518¹⁾	blood collection / urine tubes							
 rotor Cat. No. 1139											
Cat. No.	1063	1054-A	-	1054-A			-				
boring Ø x L in mm	11 x 35	13.5 x 60	17.7 x 88	13.5 x 60			17.7 x 88				
tubes per rotor	12	12	12	12			12				
max. RCF ¹⁾	2,777	3,300	4,146	3,300			4,146				
radius in mm	69	82	103	82			103				
run-up in sec	16										
run-down in sec, braked	16										

capacity in ml	1.6–5	4–7	8	8.5–10	12	15
Ø x L in mm	13 x 75	13 x 100	16 x 125	16 x 100	17 x 102	17 x 120
Cat. No.	blood collection / urine tubes					0509
 rotor Cat. No. 1139						
Cat. No.	1054-A	1058	-			
boring Ø x L in mm	13.5 x 60	13.5 x 79	17.7 x 88			
tubes per rotor	12	12	6	12	6	6
max. RCF ¹⁾	3,300	4,146				
radius in mm	82	103				
run-up in sec	16					
run-down in sec, braked	16					