

# ACCESSORIES



## Swing-out rotor, 8-place



∠90°  
n = 5,000 min<sup>-1</sup>  
max. RCF 2,991

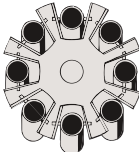








**Cat. No.** (without carriers) **1148**

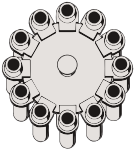




## Swing-out rotor, 12-place



∠60°  
n = 5,000 RPM  
max. RCF 2,963

**Cat. No.** (without carriers) **1142**

capacity in ml	5	6	10	2.6–3.4	2.7–3	4–5.5	1.6–5	4–7
∅ x L in mm	12x75	12x82	17x70	13x65	11x66	15x75	13x75	16x75
<b>Cat. No.</b>	<b>0553</b> <sup>1)</sup>	<b>0501</b> <sup>1)</sup>	<b>2079</b>	<b>blood collection / urine tubes</b>				
 <b>rotor</b> <b>Cat. No. 1148</b>								
<b>Cat. No.</b>	<b>1131-A</b>		<b>1132-A</b>	<b>1131-A</b>		<b>1132-A</b>	<b>1131-A</b>	<b>1132-A</b>
boring ∅ x L in mm	13x53		17,5x53	13x53		17,5x53	13x53	17,5x53
tubes per rotor	8							
max. RCF <sup>1)</sup>	2,991							
radius in mm	107							
run-up in sec	8							
run-down in sec, braked	10							

capacity in ml	5	2,6–3,4	2,7–3	1,6–5
∅ x L in mm	12x75	13x65	11x66	13x75
<b>Cat. No.</b>	<b>0553</b> <sup>1)</sup>	<b>blood collection / urine tubes</b>		
 <b>rotor</b> <b>Cat. No. 1142</b>				
<b>Cat. No.</b>	<b>1127-A</b>			
boring ∅ x L in mm	13.2x53			
tubes per rotor	12			
max. RCF <sup>1)</sup>	2,963			
radius in mm	106			
run-up in sec	10			
run-down in sec, braked	12			