




## Diaphragm Pumps for Air, Gases and Vapours



### Diaphragm Vacuum Pumps

#### Technical features:

- 100% oil-free transfer
- Pure transferring and evacuation of gases
- Versions for slightly aggressive or corrosive gases and vapours
- Maintenance-free
- Environmentally friendly
- Gastight, leakage rate approx.  $6 \times 10^{-3}$  mbar x l/s, not tested in serial production.

### Series N 035.3 A\_.18 Pumps

Series N 035.3 diaphragm pumps are double-head, dry-running devices used in a wide range of laboratory applications. They transfer and pump down without contamination. The pumps are available in various versions differing in the materials which contact the media.

#### Material in contact with the pumped media

Type/OrderNo.	Pump head	Diaphragm	Valves
N 035.3 AN.18	Aluminium	CR	Stainless steel
N 035.3 AT.18	Aluminium	PTFE-coated	Stainless steel

Choose the pump and the motor in accordance with the following example:

N 035.3 AN.18 with IP 44-Motor.

#### Technical data:

	N 035.3 AN.18 IP 20-Motor	N 035.3 AN.18 IP 44-Motor
Delivery (l/min) <sup>1)</sup>	30	30
Ultimate vacuum (mbar abs.)	13	13
Operating pressure (bar g)	-	-
Connectors for tube (mm)	ID 9	ID 9
Permissible gas and ambient temperature	+5...+40 °C	+5...+40 °C
Voltage/Frequencies	230V/50Hz	230V/50Hz
Motor protection	IP 20	IP 44
Power P <sub>1</sub>	300 W	320 W
Operating current	1.55 A	1.9 A
Weight	11.3 kg	11.6 kg
Dimensions		
LxHxW (mm)	323/222/250	351/222/250
With thermal switch		

Motors with other voltages and frequencies on request.

<sup>1)</sup> at atm. pressure

#### Versions for slightly aggressive gases and vapours

	N 035.3 AT.18 IP 20-Motor	N 035.3 AT.18 IP 44-Motor
Delivery (l/min) <sup>1)</sup>	27	27
Ultimate vacuum (mbar abs.)	20	20
Operating pressure (bar g)	-	-
Connectors for tube (mm)	ID 9	ID 9
Permissible gas and ambient temperature	+5...+40 °C	+5...+40 °C
Mains	230V/50Hz	230V/50Hz
Motor protection	IP 20	IP 44
Power P <sub>1</sub>	300 W	320 W
Operating current	1.55 A	1.9 A
Weight	11.3 kg	11.6 kg
Dimensions		
LxHxW (mm)	323/222/250	351/222/250
With thermal switch		

Motors with other voltages and frequencies on request.

<sup>1)</sup> at atm. pressure

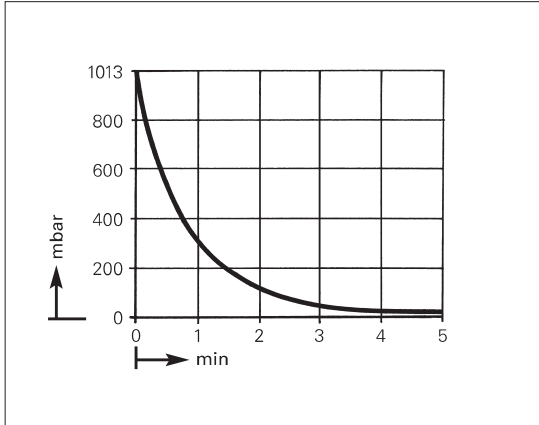
### Accessories

Description	Details	Order No.
Silencer/Filter	G 1/4	000352
Fine control valve with vacuum gauge	suction side	000354

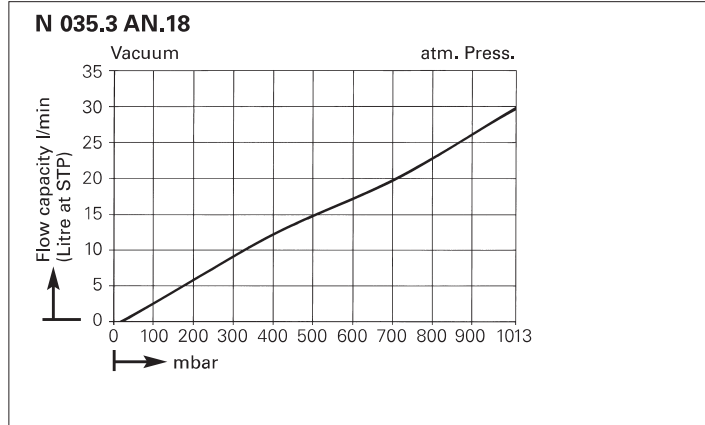


## Dimensions and performance characteristics

### Pump down time for 20 l receiver



### Performance characteristics



### Dimensions (mm)

